

CBY20-1 荧光壁灯

CBY20-1 Fluorescent Wall Light



4

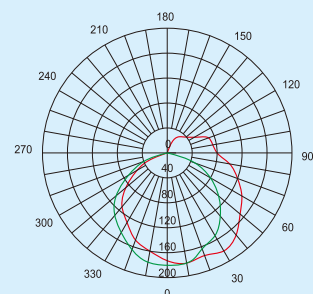
应用场所 Application

- ◆ 适用于船舶一般舱室或内走道，如船员居住舱、餐厅、驾驶室、报务室等场所。
- ◆ Applicable in general cabin, inner aisles of ships, such as crew living spaces, restaurants, cabs, and radio rooms, etc.

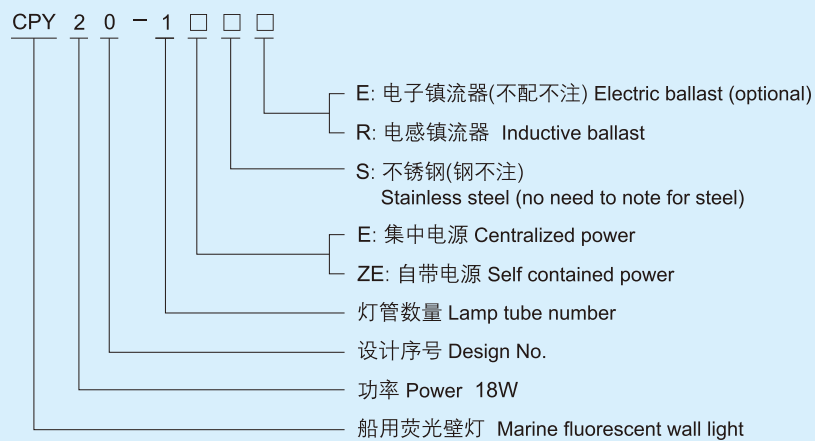
配光性能 Photometric data

cd/1000lm

— c 0° / 180°
— c 90° / 270°



型号含义 Catalogue Number Logic



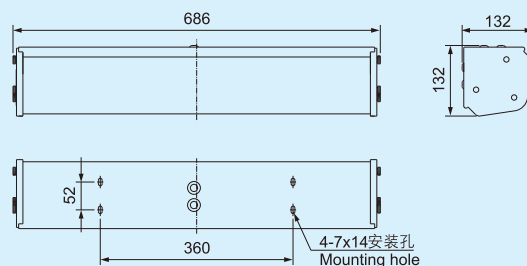
技术参数 Technical parameters

◆ 执行标准 Compliance	CCS入级规范 (CCS standard)
◆ 产品外壳 Enclosure	采用优质钢板或不锈钢拉伸成型，透明罩采用优质亚克力 Enclosure is stretching formed, of high quality steel plate or stainless steel, with high quality acrylic transparent cover
◆ 控制电器 Control equipment	内装高效节能型镇流器，高功率因素 Built-in efficient and energy-saving ballast, of high power factor
◆ 额定电压 Rated voltage	110V/60Hz 220V/50Hz 220V/60Hz
◆ 额定功率 Rated power	T8荧光灯管 T8 fluorescent lamp tube 18W × 1
光源类型 Light source	
灯具功率 Power of lamp	
◆ 灯座 Lamp holder	G13
◆ 防护等级 Degree of protection	IP22
◆ 防腐等级 Corrosion-proof	WF2
◆ 温度范围 Temperature range	-25℃~+55℃
◆ 电缆外径 Cable outer diameter	φ 10~φ 14mm
◆ 自带电源型应急参数 Data for lamp with self-contained power source	
应急启动时间 Emergency start time	0.3s
应急照明时间 Emergency lighting time	90min
应急形式 Emergency mode	单管应急 single tube
充电时间 Charge time	24h
◆ 集中电源型应急参数 Data for lamp with centralized power source	
	灯具配B15d灯座，应急功率15W，用于24V应急照明，灯罩边缘标有红色“●”标志 Lamp is equipped with B15d lamp holder, emergency power 15W, suitable for 24V emergency lighting, the edge of lampshade is with red marking “●”

选配表及外形尺寸 Selection table and outline dimension

型号 Type	功率(W) Power	重量(kg) Weight
CBY20-1	18	4.3

- ◆ 灯具出厂时不配光源，由用户自配；
- ◆ 订货时，请注明电压、频率。
- ◆ The lamp is designed without light source, it should be supplied by user;
- ◆ Please specify the voltage, frequency when ordering.



CBY21-1 荧光壁灯

CBY21-1 Fluorescent Wall Light



4

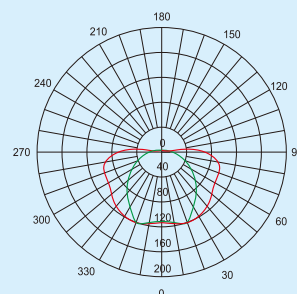
应用场所 Application

- ◆ 适用于船舶一般舱室或内走道，如船员居住舱、餐厅、驾驶室、报务室等场所。
- ◆ Applicable in general cabin, inner aisles of ships, such as crew living spaces, restaurants, cabs, and radio rooms, etc.

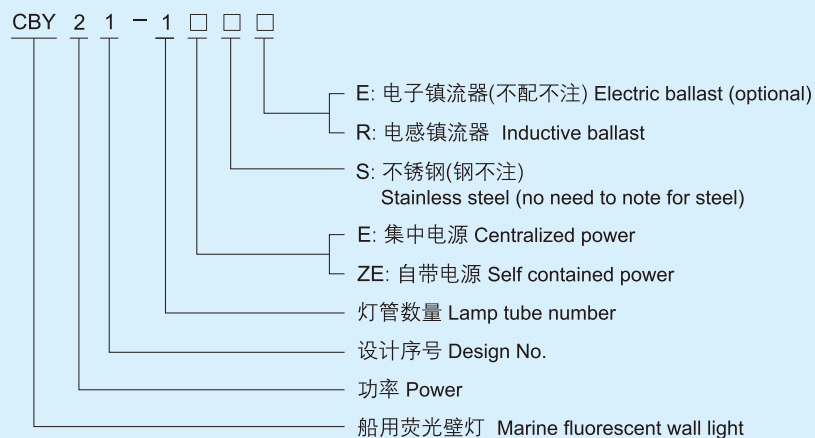
配光性能 Photometric data

cd/1000lm

— c 0 / 180
— c 90 / 270



型号含义 Catalogue Number Logic



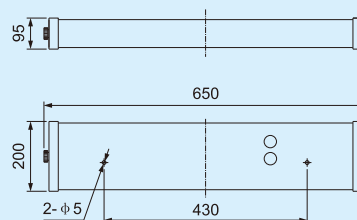
技术参数 Technical parameters

◆ 执行标准 Compliance	CCS入级规范 (CCS standard)
◆ 产品外壳 Enclosure	采用优质钢板或不锈钢焊接成型，透明罩采用优质亚克力。 Enclosure is welding formed, of high quality steel plate or stainless steel, with high quality acrylic transparent cover
◆ 控制电器 Control equipment	内装高效节能型镇流器，高功率因素 Built-in efficient and energy-saving ballast, of high power factor
◆ 额定电压 Rated voltage	110V/60Hz 220V/50Hz 220V/60Hz
◆ 额定功率 Rated power	T5荧光灯管 T5 fluorescent lamp tube
光源类型 Light source	14W × 1
灯具功率 Power of lamp	
◆ 防护等级 Degree of protection	IP22
◆ 防腐等级 Corrosion-proof	WF2
◆ 温度范围 Temperature range	-25℃~+55℃
◆ 电缆外径 Cable outer diameter	φ 10~φ 14mm
◆ 自带电源型应急参数 Data for lamp with self-contained power source	
应急启动时间 Emergency start time	0.3s
应急照明时间 Emergency lighting time	90min
应急形式 Emergency mode	单管应急 single tube
充电时间 Charge time	24h
◆ 集中电源型应急参数 Data for lamp with centralized power source	
	灯具配B15d灯座，应急功率15W，用于24V应急照明，灯罩边缘标有红色“●”标志 Lamp is equipped with B15d lamp holder, emergency power 15W, suitable for 24V emergency lighting, the edge of lampshade is with red marking “●”

选配表及外形尺寸 Selection table and outline dimension

型号 Type	功率(W) Power	重量(kg) Weight
CBY21-1	14 × 1	1.8

- ◆ 灯具出厂时不配光源，由用户自配；
- ◆ 订货时，请注明电压、频率。
- ◆ The lamp is designed without light source, it should be supplied by user;
- ◆ Please specify the voltage, frequency when ordering.



CBY22-L LED 壁灯

CBY22-L LED Wall Light

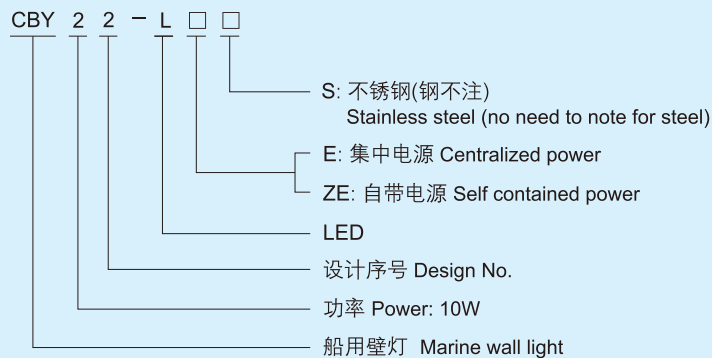


4

应用场所 Application

- ◆ 适用于船舶一般舱室或内走道，如船员居住舱、餐厅、驾驶室、报务室等场所。
- ◆ Applicable in general cabin, inner aisles of ships, such as crew living spaces, restaurants, cabs, and radio rooms, etc.

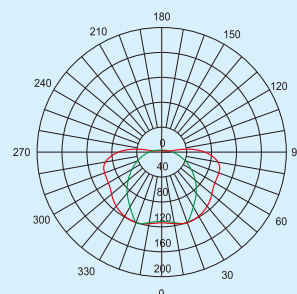
型号含义 Catalogue Number Logic



配光性能 Photometric data

cd/1000lm

— c 0 / 180
— c 90 / 270



技术参数 Technical parameters

◆ 执行标准 Compliance	CCS入级规范 (CCS standard)
◆ 产品外壳 Enclosure	采用优质钢板或不锈钢焊接成型，透明罩采用优质亚克力。 Enclosure is welding formed, of high quality steel plate or stainless steel, with high quality acrylic transparent cover
◆ 控制电器 Control equipment	恒流恒压电源，宽电压输入，恒功率输出，具有恒流、开路、短路等保护功能。 Constant current constant voltage power supply, wide voltage input, constant power output, with functions of constant current, open circuit, short circuit protection.
◆ 额定电压 Rated voltage	100V~256V AC
◆ 额定功率 Rated power	LED 10W
光源类型 Light source	
灯具功率 Power of lamp	
◆ 防护等级 Degree of protection	IP22
◆ 防腐等级 Corrosion-proof	WF2
◆ 温度范围 Temperature range	-25℃~+55℃
◆ 电缆外径 Cable outer diameter	φ 10~φ 14mm

选配表及外形尺寸 Selection table and outline dimension

型 号 Type	功率(W) Power	重量(kg) Weight
CBY22-L	10	2.4

